



ES5600

the most advanced office
desktop pressure sealer



no envelope needed
seals single-sheet self mailers

a **greener way to mail**®

Double Feed Detection To Stop Misfeeds

Exclusive Angled Seal Technology

LCD Keypad Controls With Counter

Deep 150 Sheet Feed Table

Processes More Than 5,000 Forms Per Hour

Perfect for Processing:

Paychecks & A/P Checks
Invoices and Statements

Tax Forms

Utility Bills

Expiration & Renewal Notices

Promotional Coupons




Event Invitations

Sale Notifications

Medical Results

Grade Reports


ID cards



WWW.PAITEC.COM • 877-295-SEAL (7325)




ES5600



DEEP 150 SHEET FEED TABLE

The **ES5600** feed table holds up to 150 sheets of pressure seal forms at a time.




DOUBLE FEED DETECTION

Advanced sensors detect double feeds and automatically stop the **ES5600** to prevent jams.



LCD KEYPAD CONTROL WITH COUNTER

The **ES5600** is controlled by an easy to use keypad with buttons for double feed detection, item and batch counter, and other controls.



COMPACT & DYNAMIC DESIGN

Convenient compact design features a small foot print so that you can place the **ES5600** pressure sealer on your office desk.

specifications

SPEED AND DUTY CYCLE	5,000 Forms Per Hour; Up To 30,000 Forms Per Month. Average 1,300 Forms Per Day.
INPUT TRAY	Up to 150 28# Pressure Seal Forms
COUNTER	Item And Batch
FOLD SETTING	11" Z, V, C; 14" Z, EZ, V
FORM SIZES	Depth - Up to 14" / Width - Up to 9"
NOISE LEVEL	Less than 45 db
WEIGHT	54 Lbs.
DIMENSIONS	13 x 15 x 11 In. (W x L x H)

Note: All care has been taken in the preparation of the specifications and description. As they are subject to change, they should not be part of any contract.

WWW.PAITEC.COM • 877-295-SEAL (7325)